

Music Videos

<http://www.delsiegle.info>

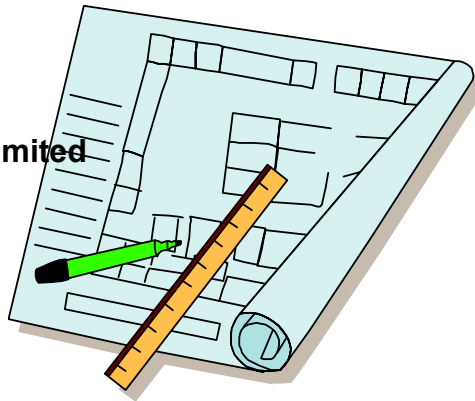
Del Siegle

National Research Center
on the Gifted and Talented
University of Connecticut
2131 Hillside Road, Unit 3007
Storrs, CT 06269
860-486-0616
del.siegle@uconn.edu



Planning

Based on Talents Unlimited



1. What is the Project?
2. What Material and Equipment do I Need?
3. What are the Steps Involved?
4. What Problems Might I Encounter

Digital Photography Videos




- Select a song
- Convert song to MP3
- Find/write the lyrics
- Determine natural breaks in the lyrics/music
- Create a storyboard
- Plan the picture taking session
- Take the photographs
- Paste the images into presentation software
- Insert mp3 into presentation
- Practice advancing the slides to the music



MY Plan


Starting Date: _____
Ending Date: _____
Student's Signature: _____
Parent's Signature: _____
Teacher's Signature: _____



What I want to do...
(Product or Service)



What I will need...



The steps I will take...

Four horizontal lines for writing steps.



What might go wrong...

Four horizontal lines for writing potential problems.



How I can fix these problems...

Four horizontal lines for writing solutions.

c. Del Siegle, 2001 - This form may be reproduced for classroom use.

Management Plan

Designed by Del Siegle
Based on the Textbook
Unlimited Planning Talent

for Individual and Small
Group Investigations

Estimated Beginning Date _____	Ending Date _____
Progress Reports with homeroom teacher Due on the following dates 1. _____ 2. _____ 3. _____ 4. _____	
Progress Reports with resource room teacher due on the following dates 1. _____ 2. _____ 3. _____ 4. _____	

1. My project is _____

2. These are the resources I will need: _____

3. These are the steps-in-order I will need to take to complete my project:

4. These are some problems I might encounter as I attempt my project:

5. These are some possible solutions to those problems: _____

Intended Audiences: With whom will you share your product?
Intended Outcome: What will the final product/service be?

Compacting will occur in _____

Student's Signature _____	Parent's Signature _____	Homeroom Teacher _____	Resource Room Teacher _____
---------------------------	--------------------------	------------------------	-----------------------------

Investigation Proposal

Designed by Dal Stagle and G. Betsy McCruch

Title of Investigation:

Beginning Date:

Ending Date:

Progress Reports with sponsoring teacher due on the following dates:

1. 2. 3. 4. 5. 6. 7. 8. 9.

Progress Reports with program coordinator due on the following dates:

1. 2. 3. 4.

1. Brief Description of the Proposed Investigation:
2. Learning Objectives:
3. Required Resources (Material and Human):
4. Specific Activities Needed to Complete the Investigation:
5. Evaluation Criteria:
6. Anticipated Problems:

Intended Outcome: What will the final product/service be?

Intended Audiences: With whom will you share your product?

Student's Signature Guardian's Signature Sponsoring Teacher Program Coordinator



Decision Making

Based on Talents Unlimited

- 1. List Alternatives**
- 2. Develop Criteria**
- 3. Make a Decision by Comparing Criteria with Alternatives**
- 4. Provide Reasons for the Decision**

Decision MAKING GRID

Alternatives	Criteria					
	1 pt	2 pts	3 pts	4 pts	5 pts	6 pts

c. 2003 Del Siegle (permission granted to reproduce for educational purposes)

Storyboard

Production Title: _____

Production Team: _____

Page ___ of ___

1	2	3
4	5	6
7	8	9
10	11	12
13	14	15

c. 2003 Del Siegle (permission granted to reproduce for educational purposes)

Storyboard

Production Title: _____

Production Team: _____


Page ___ of ___

16	17	18
19	20	21
22	23	24
25	26	27
28	29	30

c. 2003 Dei Siegle (permission granted to reproduce for educational purposes)

Film Photography Videos

- Select a song
- Find/write the lyrics
- Determine natural breaks in the lyrics/music
- Create a storyboard
- Plan the picture taking session
- Take the photographs
- Have the film processed
- Sort the slides onto the storyboard
- Load the slide trays
- Practice advancing the slides to the music





MY Plan


Starting Date: _____

Ending Date: _____

Student's Signature: _____

Parent's Signature: _____

Teacher's Signature: _____



What I want to do...

(Product or Service)




What I will need...

The steps I will take...

What might go wrong...

How I can fix these problems...



Management Plan

Designed by Del Siegle
Based on the Talents
Unlimited Planning Talent

for Individual and Small Group Investigations

Estimated Beginning Date _____ Ending Date _____

Progress Reports with homeroom teacher

Due on the following dates 1. _____ 2. _____ 3. _____ 4. _____

Progress Reports with resource room teacher

due on the following dates 1. _____ 2. _____ 3. _____ 4. _____

1. My project is _____

2. These are the resources I will need: _____

3. These are the steps-in-order I will need to take to complete my project:

4. These are some problems I might encounter as I attempt my project:

5. These are some possible solutions to those problems: _____

Intended Audiences: With whom will you share your product?

Intended Outcome: What will the final product/service be?

Compacting will occur in _____

Student's Signature

Parent's Signature

Homeroom Teacher

Resource Room Teacher

Investigation Proposal

Designed by Del Siegle
and D. Betsy McCoach

Title of Investigation:

Beginning Date:

Ending Date:

Progress Reports with sponsoring teacher due on the following dates:

- 1.
- 2.
- 3.
- 4.
- 5.
- 6.
- 7.
- 8.
- 9.

Progress Reports with program coordinator due on the following dates:

- 1.
- 2.
- 3.
- 4.

1. Brief Description of the Proposed Investigation:

2. Learning Objectives:

3. Required Resources (Material and Human):

4. Specific Activities Needed to Complete the Investigation:

5. Evaluation Criteria:

6. Anticipated Problems:

Intended Outcome: What will the final product/service be?

Intended Audiences: With whom will you share your product?

Student's Signature

Guardian's Signature

Sponsoring Teacher

Program Coordinator



Accomplishment PLAN



Name _____ Date _____

School _____ Homeroom _____

My Activities:

- | | | | |
|----|-------|-------|-------|
| 1. | _____ | _____ | _____ |
| 2. | _____ | _____ | _____ |
| 3. | _____ | _____ | _____ |
| 4. | _____ | _____ | _____ |
| 5. | _____ | _____ | _____ |

Activity

Time Needed

Finished

Evaluation:

- _____ I completed my goals.
- _____ I used my planned time wisely.
- _____ I did my best thinking.

• Something new I learned today was _____

• I felt _____ when _____

Next time I plan to _____

Next time I need the following materials: _____

Parent's Signature

Decision MAKING

G
R
I
D

Criteria

Alternatives

1 pt

2 pts

3 pts

4 pts

5 pts

6 pts












	1 pt	2 pts	3 pts	4 pts	5 pts	6 pts

Storyboard

Production Title:

Production Team:

Page ___ of ___



Storyboard

Production Title:

Production Team:

Page ___ of ___

